

# Technical data for RESIBLOC cast-resin transformers

## Unique technology for special applications

For around 40 years now, ABB has been producing and selling RESIBLOC® transformers all over the world. The flame-retardant, eco-friendly cast-resin transformer range meets all the requirements for a safe, dependable component, designed to comply with even the most stringent of specifications. The RESIBLOC dry-type transformer combines premium quality with minimized environmental impact. Thanks to their superlative energy-efficiency and their oil-free construction, ABB's RESIBLOC models make an active contribution towards protecting our climate.

### Dimensions

Thanks to their glass-fiber reinforcement, RESIBLOC transformers constitute an exceptionally sturdy, durable and safe design for the requirements medium-voltage transformers have to meet under the IEC 60076-11 standard.

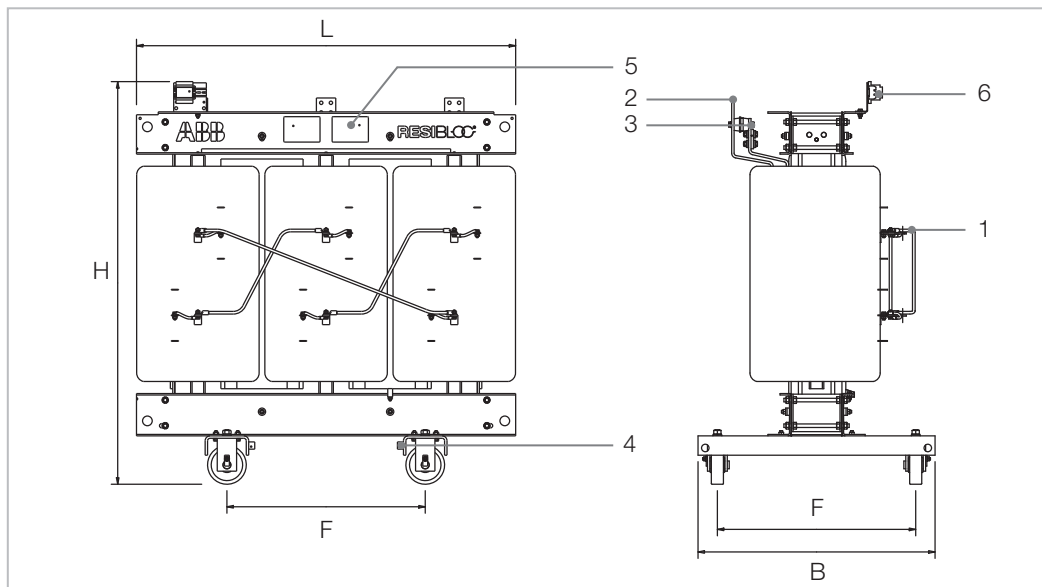
The RESIBLOC transformer is extremely versatile, and most customer stipulations can be adopted with relative ease.

Physical dimensions are not restricted, enabling the transformer to be built in a wide range of different construction and design types.



### The new standard

The CENELEC EN 50541-1 lays down for each rating three classes for no-load losses ( $A_0$ ,  $B_0$ ,  $C_0$ ) and two classes for load losses ( $A_k$ ,  $B_k$ ), with class A exhibiting the lowest losses in each case.



- 1 HV connection
- 2 LV connection
- 3 LV starpoint
- 4 Earthing M12
- 5 Rating plate
- 6 Temperature control
- L Length
- B Width
- H Height
- F Roller distance

## RESIBLOC cast-resin transformers

### Voltage class 12 kV, 630 up to 3,150 kVA

#### Voltage class 12 kV, efficiency class $A_k A_0$

Power [kVA]	$u_k$ [%]	$P_0$ [W]	$P_k$ at 120°C [W]	$L_{WA}$ [(dB(A))]	Length	Width	Height	Total weight	Roller distance
					[mm]	[mm]	[mm]	[kg]	[mm]
630	6.0	1,000	7,100	62	1,560/2,080	850/1,580	1,610/2,150	2,000/2,400	670
800	6.0	1,100	8,000	64	1,530/2,080	850/1,580	1,710/2,150	2,150/2,550	670
1,000	6.0	1,300	9,000	65	1,650/2,080	980/1,580	1,880/2,200	2,750/3,150	820
1,250	6.0	1,500	11,000	67	1,650/2,330	980/1,580	1,940/2,400	3,100/3,550	820
1,600	6.0	1,800	13,000	68	1,740/2,330	980/1,780	2,080/2,700	4,050/4,600	820
2,000	6.0	2,200	15,500	70	1,830/2,390	1,050/1,780	2,160/2,740	4,800/5,300	820
2,500	6.0	2,600	18,500	71	1,950/2,580	1,300/1,780	2,350/3,040	5,800/6,400	1,070
3,150	6.0	3,150	22,000	74	2,070/2,400	1,300/1,680	2,710/3,300	7,950/8,800	1,070

#### Voltage class 12 kV, efficiency class $A_k B_0$

Power [kVA]	$u_k$ [%]	$P_0$ [W]	$P_k$ at 120°C [W]	$L_{WA}$ [(dB(A))]	Length	Width	Height	Total weight	Roller distance
					[mm]	[mm]	[mm]	[kg]	[mm]
630	6.0	1,150	7,100	62	1,560/2,080	850/1,580	1,610/2,150	2,000/2,400	670
800	6.0	1,300	8,000	65	1,530/2,080	850/1,580	1,710/2,150	2,150/2,550	670
1,000	6.0	1,500	9,000	67	1,650/2,080	980/1,580	1,880/2,200	2,750/3,150	820
1,250	6.0	1,800	11,000	69	1,650/2,330	980/1,580	1,940/2,400	3,100/3,600	820
1,600	6.0	2,200	13,000	71	1,740/2,330	980/1,780	2,080/2,700	4,000/4,550	820
2,000	6.0	2,600	15,500	73	1,830/2,390	1,050/1,780	2,160/2,740	4,800/5,300	820
2,500	6.0	3,200	18,500	75	1,950/2,580	1,300/1,780	2,350/3,040	5,750/6,350	1,070
3,150	6.0	3,800	22,000	77	2,070/2,400	1,300/1,680	2,710/3,300	7,900/8,800	1,070

#### Voltage class 12 kV, efficiency class $A_k C_0$

Power [kVA]	$u_k$ [%]	$P_0$ [W]	$P_k$ at 120°C [W]	$L_{WA}$ [(dB(A))]	Length	Width	Height	Total weight	Roller distance
					[mm]	[mm]	[mm]	[kg]	[mm]
630	6.0	1,500	7,100	70	1,560/2,080	850/1,580	1,610/2,150	1,800/2,250	670
800	6.0	1,800	8,000	71	1,560/2,080	850/1,580	1,610/2,150	2,100/2,500	670
1,000	6.0	2,100	9,000	73	1,650/2,080	980/1,580	1,760/2,200	2,500/2,850	820
1,250	6.0	2,500	11,000	75	1,680/2,330	980/1,580	1,880/2,400	2,900/3,550	820
1,600	6.0	2,800	13,000	76	1,770/2,330	980/1,580	1,920/2,400	3,450/4,100	820
2,000	6.0	3,600	15,500	78	1,800/2,360	1,050/1,780	2,120/2,740	4,150/4,650	820
2,500	6.0	4,300	18,500	81	1,890/2,580	1,300/1,780	2,310/3,040	4,950/5,600	1,070
3,150	6.0	5,300	22,000	83	2,040/2,370	1,300/1,680	2,710/3,300	6,500/7,100	1,070



### Voltage class 12 kV, efficiency class B<sub>k</sub>A<sub>0</sub>

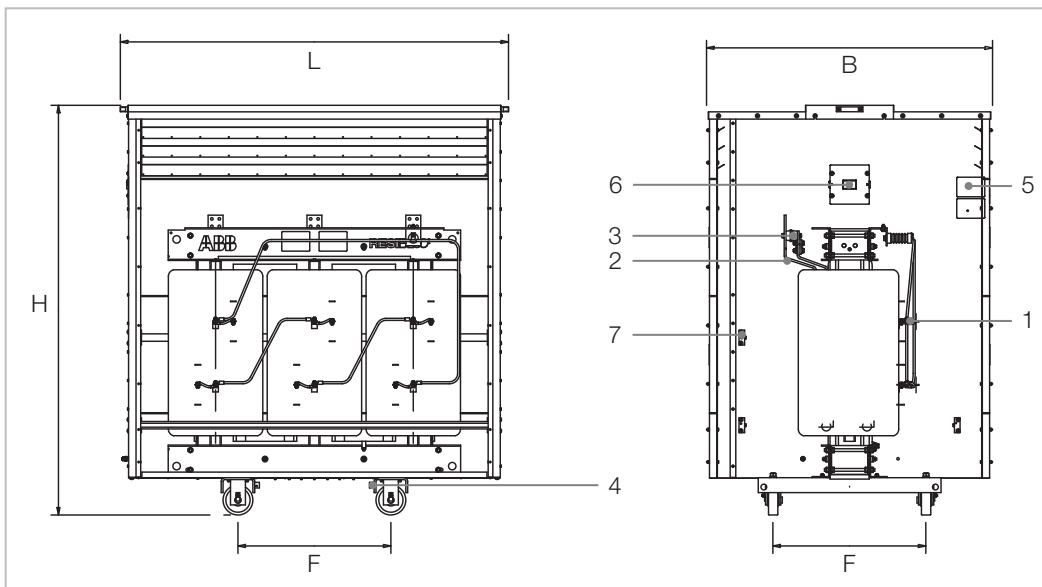
Power [kVA]	u <sub>k</sub> [%]	P <sub>0</sub> [W]	P <sub>k</sub> at 120°C [W]	L <sub>WA</sub> [[dB(A)]	Length	Width	Height	Total weight	Roller distance
					[mm]	[mm]	[mm]	[kg]	[mm]
					IP00/IP23	IP00/IP23	IP00/IP23	IP00/IP23	
630	6.0	1,000	7,300	62	1,560/2,080	850/1,580	1,610/2,150	1,950/2,350	670
800	6.0	1,100	9,000	64	1,530/2,080	850/1,580	1,710/2,150	2,100/2,500	670
1,000	6.0	1,300	10,000	65	1,650/2,080	980/1,580	1,880/2,200	2,700/3,100	820
1,250	6.0	1,500	12,000	67	1,650/2,330	980/1,580	1,940/2,400	3,050/3,550	820
1,600	6.0	1,800	14,500	68	1,740/2,330	980/1,780	2,080/2,700	3,950/4,500	820
2,000	6.0	2,200	18,000	70	1,830/2,330	1,050/1,780	2,160/2,740	4,600/5,150	820
2,500	6.0	2,600	21,000	71	1,950/2,580	1,300/1,780	2,350/3,040	5,600/6,250	1,070
3,150	6.0	3,150	26,000	74	2,040/2,370	1,300/1,680	2,560/3,100	6,800/7,600	1,070

### Voltage class 12 kV, efficiency class B<sub>k</sub>B<sub>0</sub>

Power [kVA]	u <sub>k</sub> [%]	P <sub>0</sub> [W]	P <sub>k</sub> at 120°C [W]	L <sub>WA</sub> [[dB(A)]	Length	Width	Height	Total weight	Roller distance
					[mm]	[mm]	[mm]	[kg]	[mm]
					IP00/IP23	IP00/IP23	IP00/IP23	IP00/IP23	
630	6.0	1,150	7,300	62	1,560/2,080	850/1,580	1,610/2,150	1,950/2,350	670
800	6.0	1,300	9,000	65	1,530/2,080	850/1,580	1,710/2,150	2,100/2,500	670
1,000	6.0	1,500	10,000	67	1,650/2,080	980/1,580	1,880/2,200	2,700/3,100	820
1,250	6.0	1,800	12,000	69	1,650/2,330	980/1,580	1,940/2,400	3,050/3,550	820
1,600	6.0	2,200	14,500	71	1,740/2,330	980/1,780	2,080/2,700	3,900/4,450	820
2,000	6.0	2,600	18,000	73	1,830/2,330	1,050/1,780	2,160/2,740	4,600/5,150	820
2,500	6.0	3,200	21,000	75	1,950/2,580	1,300/1,780	2,350/3,040	5,550/6,200	1,070
3,150	6.0	3,800	26,000	77	2,040/2,370	1,300/1,680	2,560/3,100	6,750/7,600	1,070

### Voltage class 12 kV, efficiency class B<sub>k</sub>C<sub>0</sub>

Power [kVA]	u <sub>k</sub> [%]	P <sub>0</sub> [W]	P <sub>k</sub> at 120°C [W]	L <sub>WA</sub> [[dB(A)]	Length	Width	Height	Total weight	Roller distance
					[mm]	[mm]	[mm]	[kg]	[mm]
					IP00/IP23	IP00/IP23	IP00/IP23	IP00/IP23	
630	6.0	1,500	7,300	70	1,560/2,080	850/1,580	1,610/2,150	1,750/2,200	670
800	6.0	1,800	9,000	71	1,560/2,080	850/1,580	1,610/2,150	2,000/2,450	670
1,000	6.0	2,100	10,000	73	1,620/2,080	980/1,580	1,760/2,200	2,400/2,800	820
1,250	6.0	2,500	12,000	75	1,680/2,330	980/1,580	1,880/2,400	2,850/3,300	820
1,600	6.0	2,800	14,000	76	1,770/2,330	980/1,580	1,920/2,400	3,400/4,000	820
2,000	6.0	3,600	18,000	78	1,800/2,330	1,050/1,780	2,120/2,740	4,000/4,550	820
2,500	6.0	4,300	21,000	81	1,890/2,580	1,300/1,780	2,310/3,040	4,850/5,500	1,070
3,150	6.0	5,300	26,000	83	2,010/2,310	1,300/1,630	2,520/3,100	5,900/6,450	1,070



- 1 HV connection
- 2 LV connection
- 3 LV starpoint
- 4 Earthing M12
- 5 Rating plate
- 6 Temperature control
- 7 Cable support
- L Length
- B Width
- H Height
- F Roller distance

## RESIBLOC cast-resin transformers

### Voltage class 24 kV, 630 up to 3,150 kVA

#### Voltage class 24 kV, efficiency class A<sub>k</sub>A<sub>0</sub>

Power [kVA]	u <sub>k</sub> [%]	P <sub>0</sub> [W]	P <sub>k</sub> at 120°C [W]	L <sub>WA</sub> [[dB(A)]	Length	Width	Height	Total weight	Roller distance
					[mm]	[mm]	[mm]	[kg]	[mm]
					IP00/IP23	IP00/IP23	IP00/IP23	IP00/IP23	
630	6.0	1,100	7,100	62	1,710/2,160	1,000/1,850	1,900/2,100	2,700/3,150	670
800	6.0	1,300	8,000	64	1,710/2,160	1,000/1,880	2,000/2,250	3,050/3,550	670
1,000	6.0	1,550	9,000	65	1,800/2,280	1,100/1,880	2,100/2,350	3,500/4,000	820
1,250	6.0	1,800	11,000	67	1,920/2,370	1,100/1,930	2,130/2,450	4,150/4,700	820
1,600	6.0	2,200	13,000	68	1,920/2,400	1,130/1,930	2,280/2,600	5,000/5,500	820
2,000	6.0	2,600	16,000	70	2,070/2,520	1,200/1,980	2,360/2,700	5,900/6,500	820
2,500	6.0	3,100	19,000	71	2,100/2,550	1,600/1,980	2,550/3,000	7,000/7,700	1,070
3,150	7.0	3,800	22,000	74	2,310/2,800	1,600/2,030	2,800/3,300	8,400/9,300	1,070


#### Voltage class 24 kV, efficiency class A<sub>k</sub>B<sub>0</sub>

Power [kVA]	u <sub>k</sub> [%]	P <sub>0</sub> [W]	P <sub>k</sub> at 120°C [W]	L <sub>WA</sub> [[dB(A)]	Length	Width	Height	Total weight	Roller distance
					[mm]	[mm]	[mm]	[kg]	[mm]
					IP00/IP23	IP00/IP23	IP00/IP23	IP00/IP23	
630	6.0	1,250	7,100	62	1,710/2,160	1,000/1,850	1,900/2,100	2,700/3,150	670
800	6.0	1,500	8,000	64	1,710/2,160	1,000/1,880	2,000/2,250	3,050/3,550	670
1,000	6.0	1,800	9,000	65	1,800/2,280	1,100/1,880	2,100/2,350	3,500/4,000	820
1,250	6.0	2,100	11,000	67	1,920/2,370	1,100/1,930	2,130/2,450	4,150/4,700	820
1,600	6.0	2,400	13,000	68	1,920/2,400	1,130/1,930	2,280/2,600	5,000/5,500	820
2,000	6.0	3,000	16,000	70	2,070/2,520	1,200/1,980	2,360/2,700	5,900/6,500	820
2,500	6.0	3,600	19,000	71	2,100/2,550	1,600/1,980	2,550/3,000	7,000/7,700	1,070
3,150	7.0	4,300	22,000	74	2,310/2,800	1,600/2,030	2,800/3,300	8,400/9,300	1,070

#### Voltage class 24 kV, efficiency class A<sub>k</sub>C<sub>0</sub>

Power [kVA]	u <sub>k</sub> [%]	P <sub>0</sub> [W]	P <sub>k</sub> at 120°C [W]	L <sub>WA</sub> [[dB(A)]	Length	Width	Height	Total weight	Roller distance
					[mm]	[mm]	[mm]	[kg]	[mm]
					IP00/IP23	IP00/IP23	IP00/IP23	IP00/IP23	
630	6.0	1,650	7,100	70	1,590/2,040	1,000/1,850	1,840/2,100	1,950/2,450	670
800	6.0	2,000	8,000	72	1,710/2,160	1,000/1,850	1,860/2,150	2,350/2,850	670
1,000	6.0	2,300	9,000	73	1,770/2,220	1,100/1,880	2,050/2,350	2,950/3,450	820
1,250	6.0	2,800	11,000	75	1,890/2,340	1,100/1,880	2,090/2,400	3,350/3,900	820
1,600	6.0	3,100	13,000	76	1,890/2,340	1,115/1,880	2,240/2,600	4,000/4,600	820
2,000	6.0	4,000	16,000	78	2,010/2,490	1,180/1,930	2,320/2,700	4,700/5,400	820
2,500	6.0	5,000	19,000	81	2,040/2,490	1,600/1,980	2,510/3,000	5,950/6,650	1,070
3,150	7.0	6,000	22,000	83	2,280/2,700	1,600/2,030	2,570/3,100	7,200/8,000	1,070





### Voltage class 24 kV, efficiency class B<sub>k</sub>A<sub>0</sub>

Power [kVA]	u <sub>k</sub> [%]	P <sub>0</sub> [W]	P <sub>k</sub> at 120°C [W]	L <sub>WA</sub> [[dB(A)]	Length	Width	Height	Total weight	Roller distance
					[mm]	[mm]	[mm]	[kg]	[mm]
					IP00/IP23	IP00/IP23	IP00/IP23	IP00/IP23	
630	6.0	1,100	7,600	62	1,710/2,160	1,000/1,850	1,900/2,100	2,650/3,100	670
800	6.0	1,300	9,400	64	1,710/2,160	1,000/1,880	2,000/2,250	2,950/3,450	670
1,000	6.0	1,550	11,000	65	1,800/2,250	1,100/1,880	2,100/2,350	3,400/3,900	820
1,250	6.0	1,800	13,000	67	1,920/2,370	1,100/1,930	2,130/2,450	4,050/4,600	820
1,600	6.0	2,200	16,000	68	1,920/2,370	1,130/1,930	2,280/2,600	4,800/5,350	820
2,000	6.0	2,600	18,000	70	2,040/2,490	1,200/1,980	2,360/2,700	5,800/6,400	820
2,500	6.0	3,100	23,000	71	2,100/2,550	1,600/1,980	2,550/3,000	6,850/7,550	1,070
3,150	7.0	3,800	28,000	74	2,280/2,730	1,600/2,030	2,610/3,100	8,050/8,750	1,070

### Voltage class 24 kV, efficiency class B<sub>k</sub>B<sub>0</sub>

Power [kVA]	u <sub>k</sub> [%]	P <sub>0</sub> [W]	P <sub>k</sub> at 120°C [W]	L <sub>WA</sub> [[dB(A)]	Length	Width	Height	Total weight	Roller distance
					[mm]	[mm]	[mm]	[kg]	[mm]
					IP00/IP23	IP00/IP23	IP00/IP23	IP00/IP23	
630	6.0	1,250	7,600	62	1,710/2,160	1,000/1,850	1,900/2,100	2,650/3,100	670
800	6.0	1,500	9,400	64	1,710/2,160	1,000/1,880	2,000/2,250	2,950/3,450	670
1,000	6.0	1,800	11,000	65	1,800/2,250	1,100/1,880	2,100/2,350	3,400/3,900	820
1,250	6.0	2,100	13,000	67	1,920/2,370	1,100/1,930	2,130/2,450	4,050/4,600	820
1,600	6.0	2,400	16,000	68	1,920/2,370	1,130/1,930	2,280/2,600	4,800/5,350	820
2,000	6.0	3,000	18,000	70	2,040/2,490	1,200/1,980	2,360/2,700	5,800/6,400	820
2,500	6.0	3,600	23,000	71	2,100/2,550	1,600/1,980	2,550/3,000	6,850/7,550	1,070
3,150	7.0	4,300	28,000	74	2,280/2,730	1,600/2,030	2,610/3,100	8,050/8,750	1,070

### Voltage class 24 kV, efficiency class B<sub>k</sub>C<sub>0</sub>

Power [kVA]	u <sub>k</sub> [%]	P <sub>0</sub> [W]	P <sub>k</sub> at 120°C [W]	L <sub>WA</sub> [[dB(A)]	Length	Width	Height	Total weight	Roller distance
					[mm]	[mm]	[mm]	[kg]	[mm]
					IP00/IP23	IP00/IP23	IP00/IP23	IP00/IP23	
630	6.0	1,650	7,600	70	1,590/2,040	1,000/1,850	1,840/2,100	1,900/2,400	670
800	6.0	2,000	9,400	72	1,710/2,160	1,000/1,850	1,860/2,150	2,250/2,750	670
1,000	6.0	2,300	11,000	73	1,770/2,220	1,100/1,880	2,050/2,350	2,750/3,250	820
1,250	6.0	2,800	13,000	75	1,890/2,340	1,100/1,880	2,090/2,400	3,250/3,800	820
1,600	6.0	3,100	16,000	76	1,890/2,340	1,115/1,880	2,240/2,600	3,900/4,500	820
2,000	6.0	4,000	18,000	78	1,980/2,460	1,180/1,930	2,320/2,700	4,600/5,300	820
2,500	6.0	5,000	23,000	81	2,040/2,490	1,600/1,980	2,510/3,000	5,800/6,500	1,070
3,150	7.0	6,000	28,000	83	2,250/2,700	1,600/2,030	2,570/3,100	6,900/7,650	1,070

For more information please contact:

**ABB AG**

**Transformers**

Keffelker Straße 66

59929 Brilon, Germany

Phone: +49 2961 797-0

Fax: +49 2961 797-290

Email: [resibloc.detfo@de.abb.com](mailto:resibloc.detfo@de.abb.com)

[www.abb.com/transformers](http://www.abb.com/transformers)

**Note:**

We reserve the right to make technical changes or modify the contents of this document without prior notice. With regard to purchase orders, the agreed particulars shall prevail. ABB AG does not accept any responsibility whatsoever for potential errors or possible lack of information in this document.

We reserve all rights in this document and in the subject matter and illustrations contained therein. Any reproduction, disclosure to third parties or utilization of its contents - in whole or in parts - is forbidden without prior written consent of ABB AG.

Copyright© 2011 ABB

All rights reserved